

Emergency-exit hardware

6c

Technical information	310
Crossbar fitting 7980	311
Crossbar fitting 7970	316

Crossbar fittings

Through its crossbar fittings, FSB offers a means of opening doors whereby the turning of a lever is replaced by a pushing motion acting on the lock or latch. Via a horizontal bar extending the entire width of the door, force exerted is transmitted to the lock follower by a bevel gear pair acting directly through the spindle. The door can be opened by pressing against any part of the crossbar.

In the Federal Republic of Germany and some other countries, crossbar fittings of this type have hitherto predominantly been used on panic doors in combination with the appropriate mortise locks. Other hardware systems for panic doors are also available on the European market, however. The differing views on the fitting out of fire-escape, emergency-exit and panic doors have now been harmonised through the drafting of European standards binding upon all EU Member States. The requirements for emergency exit devices are laid down and set out in DIN EN 179 and those for panic doors in DIN EN 1125. The hardware package for panic doors is made up of a bolting element (lock), a bolt receiver (striking plate) and a horizontal bar.

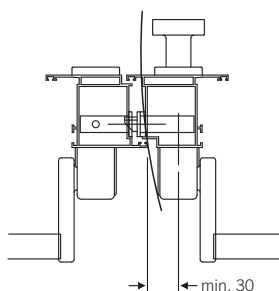
Crossbar fitting DIN EN 1125

The standard prescribes the use of panic exit devices wherever high levels of public traffic are to be expected and where panic may arise due to unfamiliarity with the surroundings. Besides design-engineering requirements, there are also exacting stipulations as regards fitness for function. The hardware must, for example, be capable of opening the panic door through exertion on the bar of a force of just 220 N even whilst the closing device is being subjected to a load of 1,000 N. The fulfilment of this and further stipulations such as service longevity and ability to withstand misuse has to be demonstrated by means of tests and certification procedures in respect of the system as a whole conducted by an independent test institute. The CE kitemark on the hardware ensures that only tested fittings conforming to the applicable standards can be fitted.

FSB's crossbar hardware only forms part of any panic-exit system. It has been adapted to lock systems by a variety of leading makers, and tested and certified for use with same.

Crossbar fitting 7970

FSB continues to supply its proven 7970 crossbar fitting for doors not requiring to be designed to conform to DIN EN 1125.



To prevent the crossbar fitting striking the frame when the door is opened, it is necessary to maintain a distance between the frame and the centre of the bar of at least 30 mm. Please bear this in mind when selecting the profile and door configuration.

Crossbar fitting DIN EN 1125

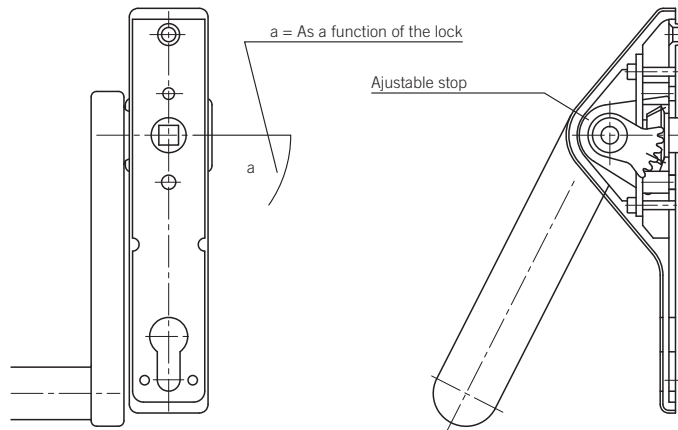


7980 9 mm □

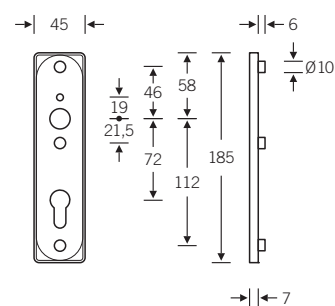
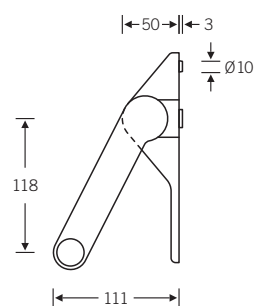
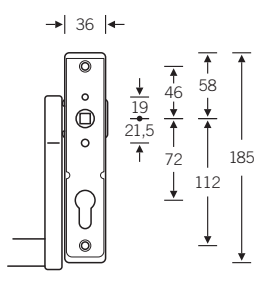
- Aluminium
- Stainless steel

Description of function:

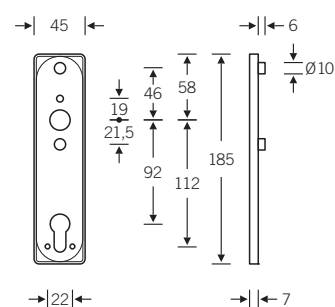
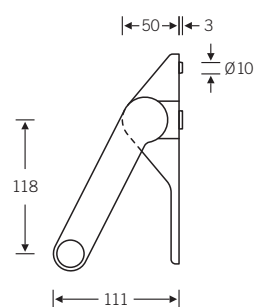
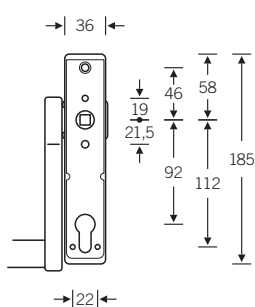
Bevel gearing and spindle combine to convert pressure exerted on the crossbar into rotary motion acting on the lock follower. A fixed stop is fitted as a means of absorbing the requisite test forces. A spring ensures that the crossbar fitting returns to its original position once it has been operated.



6c

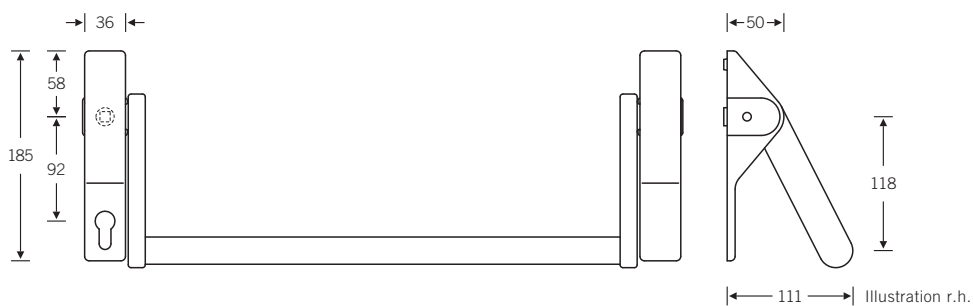


Size and connecting dimensions for crossbar fittings with 72 mm spacing



Size and connecting dimensions for crossbar fittings with 92 mm spacing

Crossbar fitting for leading doors with 92 mm spacing



7980 ..12 9 mm □

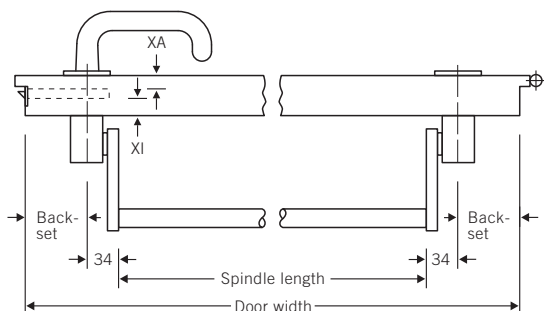
- Aluminium
- Stainless steel

Crossbar fitting for leading doors, fire safety variant

Spacing 92 mm

Wilka locks* a = 30°
7980 1112 r.h. fitting
7980 2112 l.h. fitting

Winkhaus locks* a = 40°
7980 1312 r.h. fitting
7980 2312 l.h. fitting



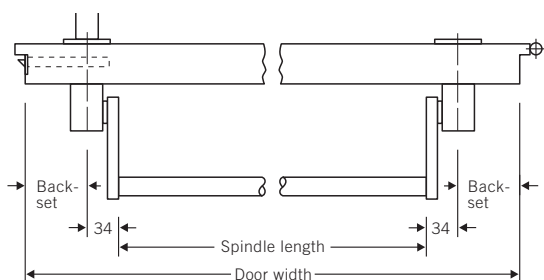
Determining length of crossbar:

Width of door
minus (2 x backset)
minus 68 mm

= Crossbar length

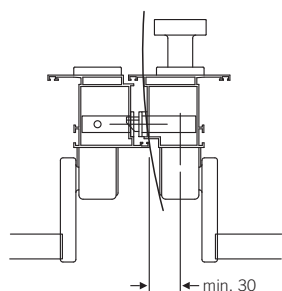
Order details:

- Material/finish
- Thickness of door
- Width of door
- Backset
- Dimension XI
- Dimension XA



Order details:

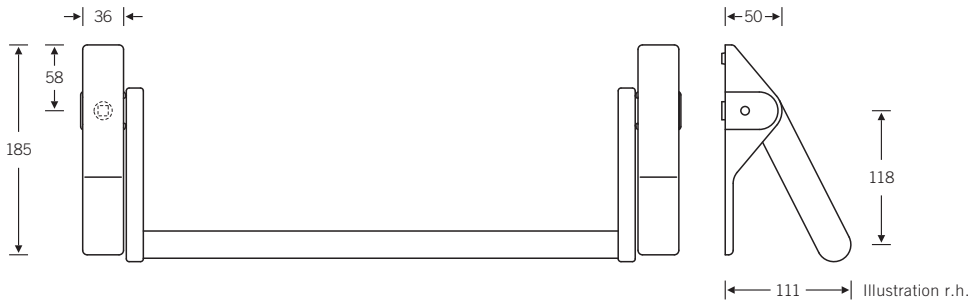
- Material/finish
- Thickness of door
- Width of door
- Backset



To prevent the crossbar fitting striking the frame when the door is opened, it is necessary to maintain a distance between the frame and the centre of the bar of at least 30 mm. Please bear this in mind when selecting the profile and door configuration.

* Locks not included in the goods supplied.

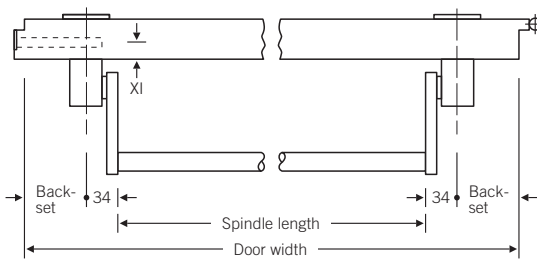
Crossbar fitting for trailing doors Reverse fitting



7980 .301 9 mm □

- Aluminium
- Stainless steel

Crossbar fitting for trailing doors, fire safety variant
Spacing 92 mm
Wilka locks* a = 40°
7980 3301 r.h. fitting,
7980 4301 l.h. fitting



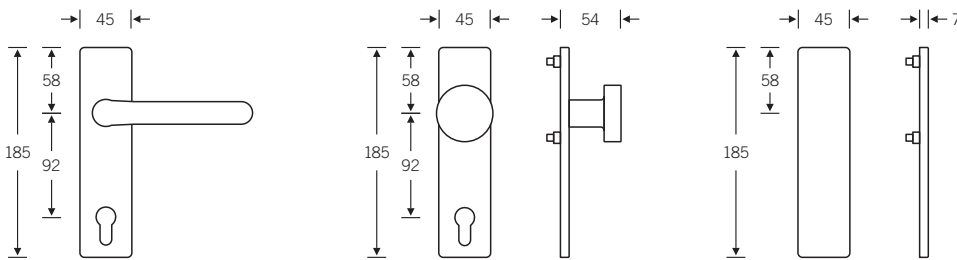
Determining length of crossbar:

Width of door
minus (2 x backset)
minus 68 mm

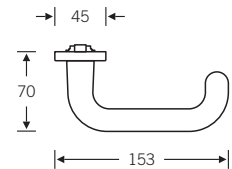
= Crossbar length

Order details:

Material/finish
Thickness of door
Width of door
Backset
Dimension XI



Outside fitting options
FSB supplies lever handle model 1146 as standard.



7971 0012 9 mm □

- Aluminium
- Stainless steel

Reverse lever handle backplate with concealed fixing, fire safety variant, designed for 92 mm spacing.

7972 0112 9 mm □

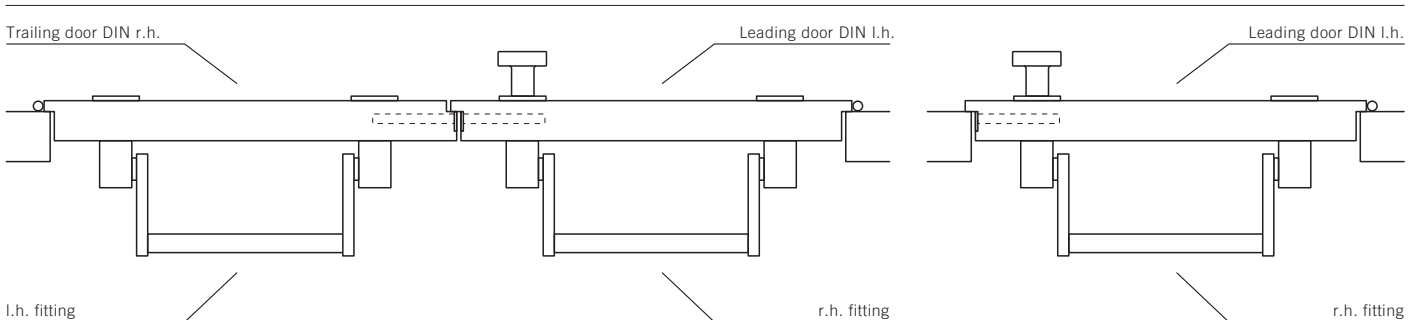
- Aluminium
- Stainless steel

Reverse knob backplate with concealed fixing, fire safety variant, designed for 92 mm spacing.

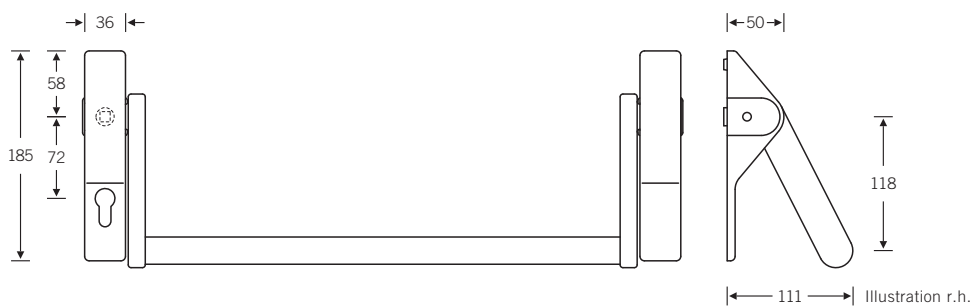
7973 0001 9 mm □

- Aluminium
- Stainless steel

FSB blind backplate concealed fixing for fire doors to German DIN standard.



Crossbar fitting for leading doors with 72 mm spacing



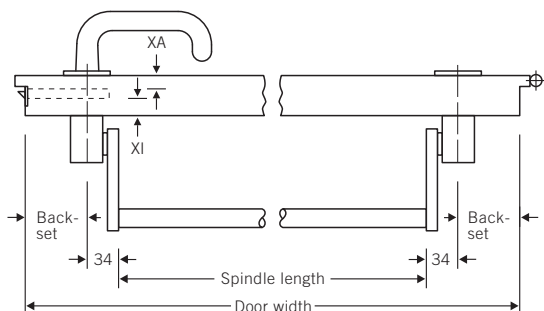
7980 .110 9 mm □

- Aluminium
- Stainless steel

Crossbar fitting for leading doors, fire safety variant

Spacing 72 mm

BMH locks* a = 30°
7980 1110 r.h. fitting
7980 2110 l.h. fitting



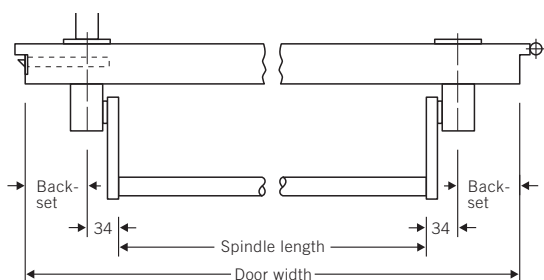
Determining length of crossbar:

Width of door
minus (2 x backset)
minus 68 mm

= Crossbar length

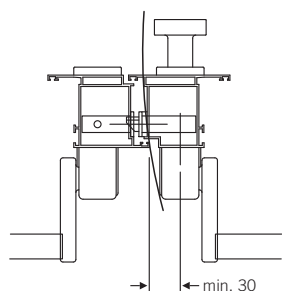
Order details:

- Material/finish
- Thickness of door
- Width of door
- Backset
- Dimension XI
- Dimension XA



Order details:

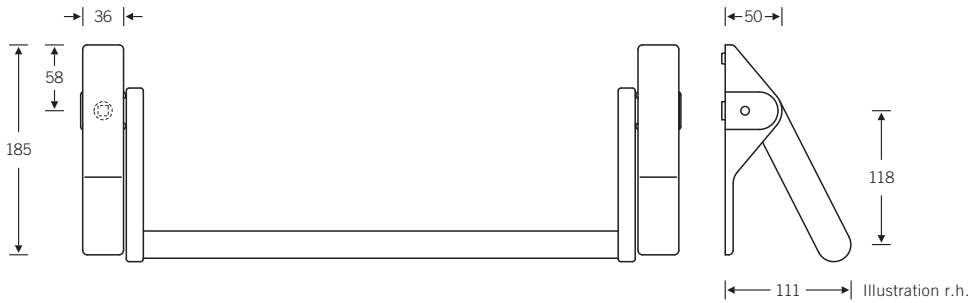
- Material/finish
- Thickness of door
- Width of door
- Backset



To prevent the crossbar fitting striking the frame when the door is opened, it is necessary to maintain a distance between the frame and the centre of the bar of at least 30 mm. Please bear this in mind when selecting the profile and door configuration.

* Locks not included in the goods supplied.

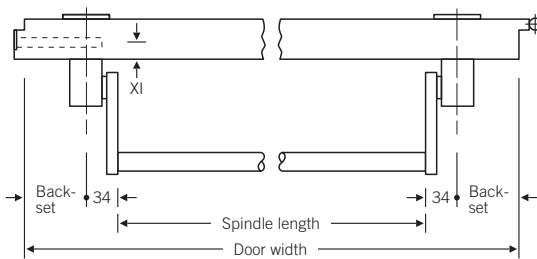
Crossbar fitting for trailing doors Reverse fitting



7980 .400 9 mm □

- Aluminium
- Stainless steel

Crossbar fitting for trailing doors, fire safety variant
Spacing 92 mm
BMH locks* a = 45°,
7980 3400 r.h. fitting,
7980 4400 l.h. fitting



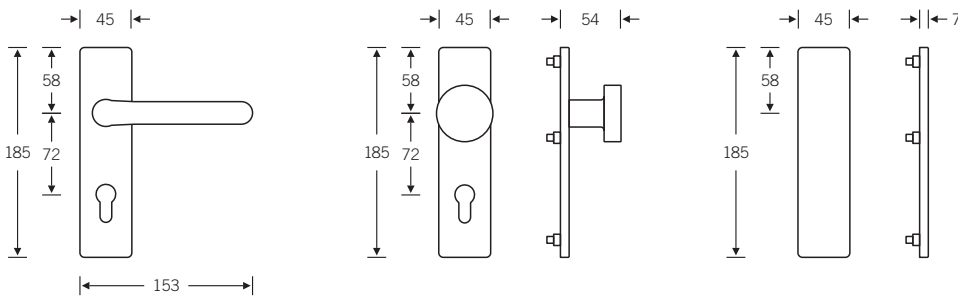
Determining length of crossbar:

Width of door
minus (2 x backset)
minus 68 mm

= Crossbar length

Order details:

Material/finish
Thickness of door
Width of door
Backset
Dimension XI



Reverse fitting options
FSB supplies lever handle
model 1146 as standard.

7971 0010 9 mm □

- Aluminium
- Stainless steel

Reverse lever handle backplate with concealed fixing, fire safety variant, designed for 92 mm spacing.

7972 0110 9 mm □

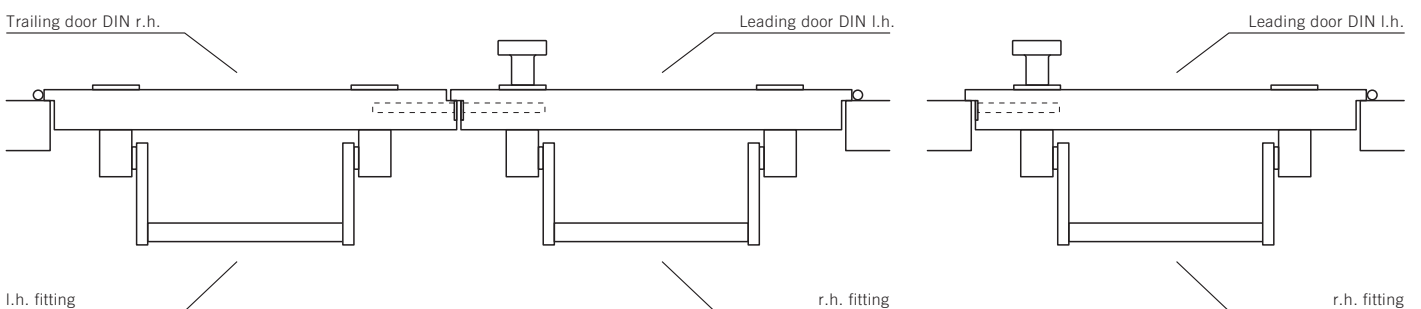
- Aluminium
- Stainless steel

Reverse knob backplate with concealed fixing, fire safety variant, designed for 92 mm spacing.

7973 0000 9 mm □

- Aluminium
- Stainless steel

Blank reverse backplate with concealed fixing, fire safety variant.



Crossbar fitting

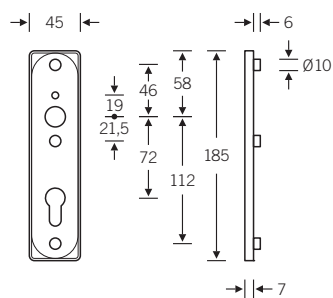
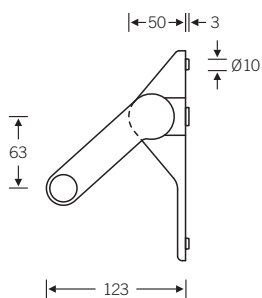
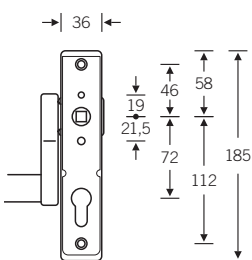
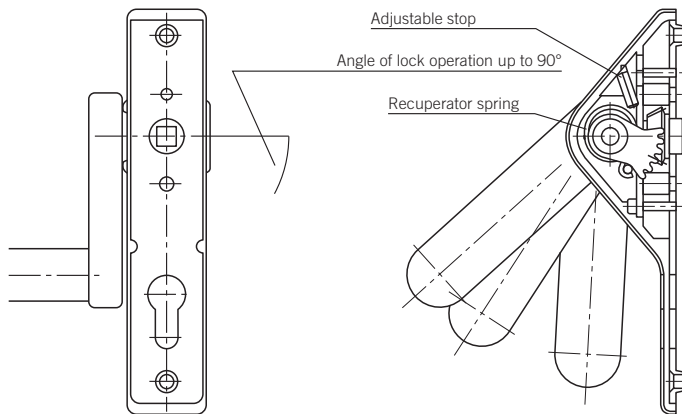


7970 9 mm □

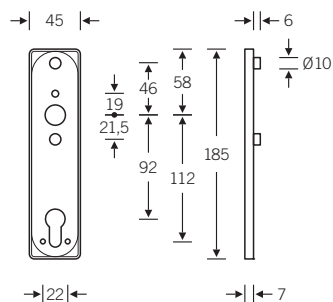
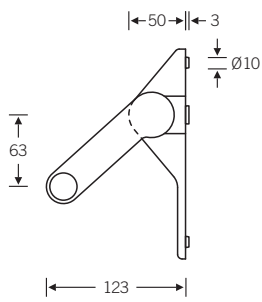
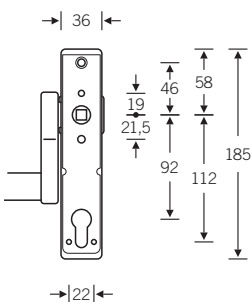
- Aluminium
- Stainless steel

Description of function:

Bevel gearing and spindle combine to convert pressure on the cross bar into rotary motion acting on the lock follower. An adjustable stop protects the lock follower and is set at the fixing stage to suit the operating arc.



Size and connecting dimensions for crossbar fittings with 72 mm spacing



Size and connecting dimensions for crossbar fittings with 92 mm spacing


Crossbar fitting



7970 0110 PZ 72
7970 0112 PZ 92

- Aluminium
- Stainless steel

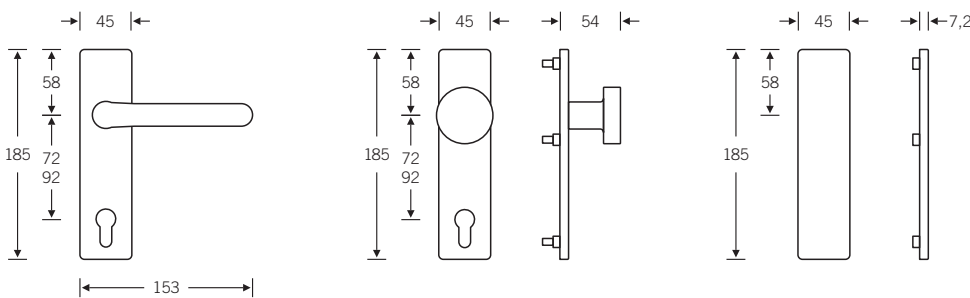
Crossbar fitting for leading doors, fire safety variant 9 mm □



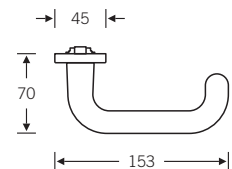
7970 0200 PZ 72
7970 0201 PZ 92

- Aluminium
- Stainless steel

Crossbar fitting for trailing doors, fire safety variant 9 mm □



Reverse fitting options
FSB supplies lever handle model 1146 as standard.



6c

7971 0010 PZ 72
7971 0012 PZ 92

- Aluminium
- Stainless steel

Reverse lever handle backplate with concealed fixing, fire safety variant. 9 mm □

7972 0110 PZ 72
7972 0112 PZ 92

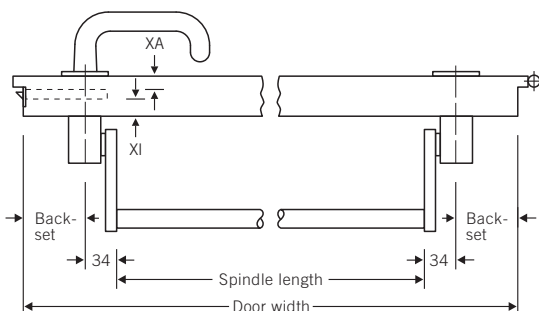
- Aluminium
- Stainless steel

Reverse knob backplate with concealed fixing, fire safety variant. 9 mm □

7973 0000 PZ 72
7973 0001 PZ 92

- Aluminium
- Stainless steel

Blank reverse backplate with concealed fixing, fire safety variant. 9 mm □



Determining length crossbar:

Width of door minus (2 x backset) minus 68 mm

= Crossbar length

Order details:

Material/finish
Thickness of door
Width of door
Backset
Dimension XI
Dimension XA

