

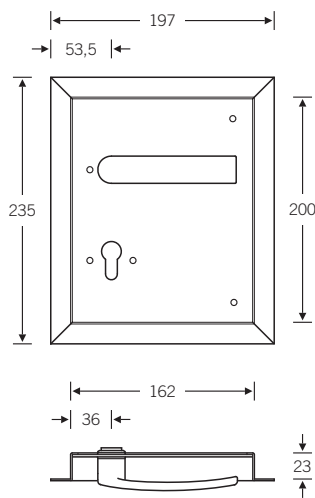
# Gymnasium fittings and XXL lever handles

# 6d

---

Gymnasium fittings	320
FSB Lever handleset Ergo	322
FSB XXL lever handles	322

# Gymnasium fittings



7949

■ Stainless steel

Applications exist in which it is not permissible for the handle to protrude above the surface of the door, in the case of sliding-door designs, for instance, or gymnasium doors.

FSB has devised two models of gymnasium fittings for such applications. The FSB 7949 model is angular with mitred corners. FSB 7950, by contrast, features rounded edges.

Flush handles FSB 7949 and 7950 are combined on the reverse side with hardware from the FSB heavy-duty programme, with the option of either a backplate or rose.

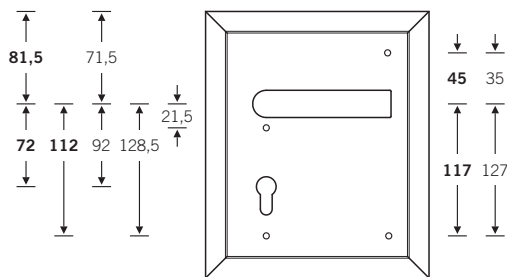
Doors to which flush handles are to be fitted must be at least 55 mm thick. To rule out any chance of injury, it should be ensured when fitting the handle that there is sufficient backset and the rim rests fully flush against the door.

8 + 9 mm □-spindle

Backplate version to suit PZ 72 and 92 mm

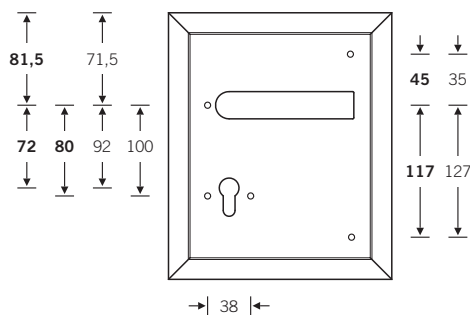
Inner backplate PZ 72 mm: 1450 03 | 1451 03

Inner backplate PZ 92 mm: 1452 03 | 1453 03

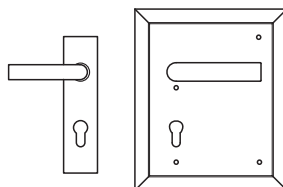


Roses version to suit PZ 72 and 92 mm


Roses: 1731 | 1735 resp. 1707 | 1708



\* Rose/backplate variant with lever handle on reverse please order separately.

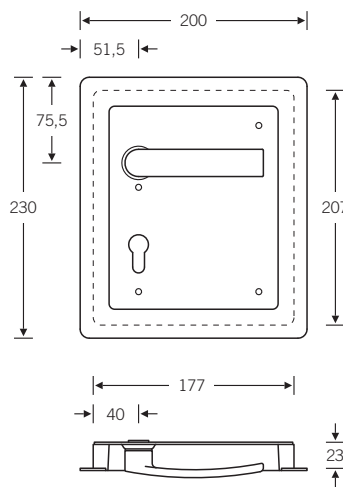


Backplate version\*



Roses version\*

# Gymnasium fittings



7950 Backplate version

7952 Roses version

- Aluminium
- Stainless steel

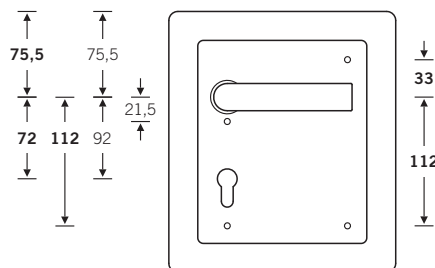
Radius corners 8 mm

8 + 9 mm □-spindle

Backplate version to suit  
PZ 72 and 92 mm

Inner backplate PZ 72 mm:  
1450 03 | 1451 03

Inner backplate PZ 92 mm:  
1452 03 | 1453 03 bzw.  
1410 03 | 1418 03

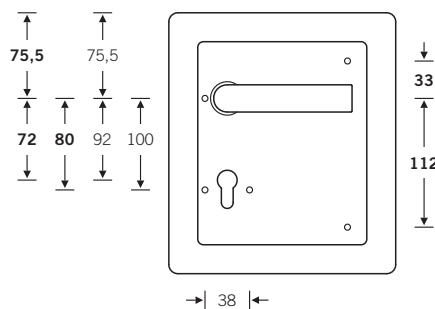


With the PZ 92 backplate,  
through fixing is only possible  
below the lever bearing.

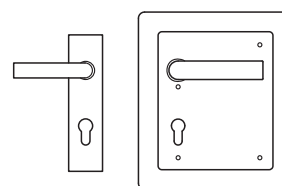
6d

Roses version to suit  
PZ 72 and 92 mm

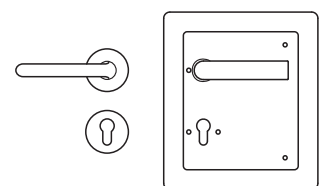
Roses:  
1731 | 1735 resp.  
1707 | 1708



\* Rose/backplate variant with  
lever handle on reverse please  
order separately.



Backplate version\*



Roses version\*

# FSB XXL lever handle Ergo door handle

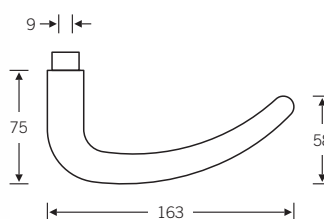


7617 9 mm □

■ Stainless steel

XXL variant of the  
FSB 1023/7653 model

EN 179



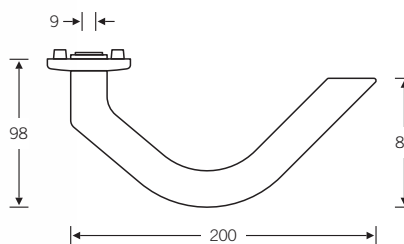
7655 9 mm □

■ Aluminium

■ Stainless steel

Ergo door handle

EN 179



Ergo lever handle 7655 solves almost all ergonomic problems associated with heavily used doors.

These are the principal benefits of the FSB 7655 Ergo handle:

- the triangular alignment of the handle accords with the user's direction of movement at any given time.
- its fullness and sectional styling echo the hollowing of the human hand as it closes to grip.
- this angular form accommodates the sequence of movements involved in operating the door.
- its two-way alignment offers a firm hold should elbows be needed for its operation.

Ergo lever handle furniture, FSB model 7655, turns within a non-detachable bearing and is suitable for fire doors. Owing to its large projection the Ergo handle operates with a 9 mm spindle.

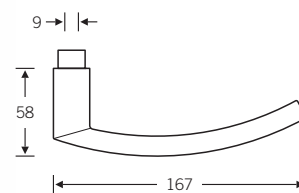
## FSB XXL lever handle



7652 9 mm □

■ Stainless steel

XXL variant of the FSB 1107 model

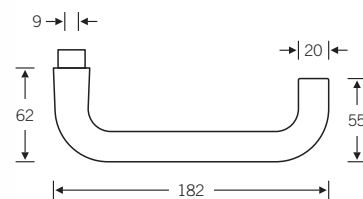


7690 9 mm □

■ Stainless steel

XXL variant of the FSB 1070 model

EN 179



The XXL door levers FSB produces are a particularly popular choice for use on hospital ward doors. Architects are always coming to us demanding extra-long door handles.

These are the three designs that have established themselves in the marketplace over the years. For reasons of stability, FSB only supplies its XXL lever handles with a 9 mm spindle. We recommend DIN heavy-duty (Class 5) locks, cf. page 531 ff.

